

CYBEX Excellence

VR | 3

CYBEX

innovation

BEHIND EVERY

workout



It's the evolution of superior technology and a passion for fitness—a goal of CYBEX to meet the needs of fitness enthusiasts and professionals through function, performance and results. Every CYBEX concept, design and manufacturing method is backed by exhaustive research in human biomechanics and decades of heritage in sports medicine and fitness R&D—because innovation and technology cannot do it alone. CYBEX'S VR3 strength line brings the desired balance between a sleek design and unparalleled performance, delivering nothing short of an amazing user experience and workout.

CYBEX is about real people—those who make the equipment and those who use it. For us, they are one and the same. We build our own equipment with pride, knowledge and research in design, technology and service. The CYBEX logo stands for accountability. We take ownership every step of the way—from the drawing board to assembly to user experience. This commitment and constant evolution allows you to run your club at its peak with durable, trouble-free equipment and an excellent fitness experience for your members.



perform

Form and performance. Can one exist without the other? It shouldn't. VR3 is the latest line of resistance strength equipment from CYBEX to exercise the theory that form and performance belong together. VR3 is a collection of machines that combine striking appearance with excellent performance, providing genuine comfort, sleek design and accessibility without sacrificing the goal of functionality. You want both. VR3 delivers them.




VR | 3

ance



features & benefits



Range Limiting Device (A)

This CYBEX patent-pending technology ensures that regardless of starting position selected, the cam is synchronized with each individual user. It matches their performance level, maintaining the integrity of force curve throughout the range of motion while taking into account their limits and abilities. Start RLD (adjustable start only) provides start positions every 10°. Total RLD (adjustable start and finish) provides start and end positions every 10°.

Ergonomic Leg Pad Adjustments

These innovative designs on the Leg Extension and Seated Leg Curl make positioning the input pad intuitive and virtually effortless. This results in easily accessible machines that are adjusted with little exertion or movement.



Fully Enclosed Weight Stacks (B)

Enclosed weight stacks help shield bystanders and users from inadvertent contact with the moving weight stack, creating a safer workout environment. The fully enclosed stacks give a sleek appearance and comply with ASTM and EN standards.

Dependent Converging and Diverging Movement

The dependent movement provides a feeling of exceptional stability and ease throughout each movement, while the aligned path of motion provides consistent loading through the complete range. The consistent torque application maximizes the training force of the muscle while minimizing joint stress. Users of all levels will embrace the progress they make.



Gas Assist Seat (C)

Our intuitive seat base adjustment design uses gas spring assist to allow adjustments to the seat height without requiring the user to leave the machine. Both the seat base and seat backs have position indicators to enable the user to consistently duplicate a position on the machine.

Second Generation Twist Select Increment Weight System (D)

Patent-pending system allows user to adjust the weight 5 pounds (2.5 kg) at a time with a simple turn of the knob—nothing to slide, drop or lose. Patent-pending system is also completely balanced for drag free operation and includes integrated oiling capabilities, resulting in reduced time and mess associated with guide rod maintenance.



D

Contoured Molded Pads

Ergonomically contoured molded pads provide better support for a variety of movements, as well as a more contemporary overall look.

Instructional Guide (E)

High contrast three-color placards use straightforward language and pictures for easy-to-read instructions.



E

Molded Rubber Feet

Rubber feet protect your floor and help keep your machines in place.

Belt Drive

The belt drive provides a direct, smooth feel and virtually no drag while offering ease of maintenance by eliminating dedicated length cables.

Dry Grip Technology (F)

Non-absorbent gripping material provides extra security for your grip.



F

Variable Resistance

The resistance profile of each movement has been designed into the machine, assuring that the resistance provided mirrors the body's capability throughout the range of motion.

Pelvic Stabilization

Patent-pending adjustable foot brace allows user to "lock into" the hip pad, causing hip extensor engagement for optimal pelvic stabilization on the Abdominal and Back Extension.

Striking Appearance (G)


Graceful curves and innovative use of materials combine for a heightened aesthetic in architecture and a dramatic presentation in your facility.



G

Engineered for Safety

The safety of every user is essential to our success and yours. The entire VR3 line was designed to comply with ASTM and EN standards.



LEG EXTENSION

- RLD maintains integrity of force curve while providing adjustment for appropriate starting position. Available in three configurations: Start RLD, Total RLD and non-RLD. Total RLD provides locking shin pad
- Spring assisted back pad for easy adjustment
- Leg pad positioning is instinctive for user and virtually effortless
- Offset input arm provides for positioning without affecting the starting angle of the knee
- Back pad is angled 100° from seat bottom to relieve hamstring tension



7

SEATED LEG CURL

- RLD maintains integrity of force curve while providing adjustment for appropriate starting position. Available in three configurations: Start RLD, Total RLD and non-RLD
- Spring assisted back pad for easy adjustment
- Leg pad positioning is instinctive for user and virtually effortless
- Leg pad adjusts with minimal effect on the starting angle of the knee
- Back pad is angled 100° from seat bottom to relieve hamstring tension
- Thigh stabilization pad provides significantly reduced shear at the knee as compared to other methods, resulting in less stress on the posterior cruciate ligament for a safer, more effective movement



LEG PRESS

- Unique four-bar linkage orientation provides greater hip range of motion and increases hip extensor involvement by providing a descending path of motion
- The fully enclosed counterbalance system provides consistent resistance at even the lowest weight selections
- Stationary seat provides user security while the moving platform provides significantly reduced inertia allowing greater speed in training
- Seat back angle is adjustable with five positions
- An extensive range of start positions to accommodate users of all sizes
- Large footplate surface allows for a variety of foot placement positions



PRONE LEG CURL

- Range Limiting Device maintains integrity of force curve while providing adjustment for appropriate starting position
- Available in three configurations: Non-RLD, Start-RLD, and Total-RLD
- Forearm pads and hip pad angle encourage a neutral spine
- Leg pad positioning is instinctive for user and virtually effortless



HIP ABDUCTION

- Optimized movement specific cam creates a feel of force consistency throughout entire range of motion based on individual performance level
- Knee pads as inputs minimizes knee stress
- Weight stack serves as privacy shield
- Dual foot bars accommodate a broad range of user heights
- Start position easily adjusted from seated position



9

HIP ADDUCTION

- Optimized movement specific cam creates a feel of force consistency throughout entire range of motion based on individual performance level
- Knee pads as inputs minimizes knee stress
- Weight stack serves as privacy shield
- Dual foot bars accommodate a broad range of user heights
- Start position easily adjusted from seated position





GLUTE

- Curvilinear path of motion encourages gluteal involvement without relying on precisely aligned hip placement
- Adjustable abdominal support add to spinal alignment
- Unique adjustable shin support allows for optimal pad location. Positioning the knee under the hip allows proper alignment of the spine during use



CALF RAISE

- The shoulder pads are angled to match natural angle of shoulder
- Curved footplate allows for comfortable stretch into the start position
- Input arm adjusts for height



ARM EXTENSION

- Gas spring assisted seat for easy adjustment
- Input arm adjusts automatically to accommodate varying forearm lengths
- Adjustable, angled back pad allows for torso stability



12

ARM CURL

- Gas spring assisted seat for easy adjustment
- Input arm adjusts automatically to accommodate varying forearm lengths
- Rotating handles allow a variety of hand positions



CHEST PRESS

- The optimized converging pattern provides an exceptional range of motion and maintains a consistent torque at the joint for highly effective training in all user levels
- The dependent, fixed-plane movement provides a uniquely secure and comfortable feel for all user levels
- Gas spring assisted seat and spring assisted back pad for easy adjustment
- Overhead pivot provides a natural path of motion
- "Extra-sized" grips reduce pressure on the hands for greater comfort when pressing
- Innovative load transfer system creates a direct belt path, minimizing drag and optimizing user's sense of direct connection with the weight



13

OVERHEAD PRESS

- The optimized converging pattern provides an exceptional range of motion and maintains a consistent torque at the joint for highly effective training in all user levels
- The dependent, fixed-plane movement provides a uniquely secure and comfortable feel for all user levels
- Gas spring assisted seat and spring assisted back pad for easy adjustment
- Standard and neutral grips provide multiple grip choices
- "Extra-sized" grips reduce pressure on the hands for greater comfort when pressing
- Innovative load transfer system creates a direct belt path, minimizing drag and optimizing user's sense of direct connection with the weight
- User range of motion is set through seat height adjustment





PULLDOWN

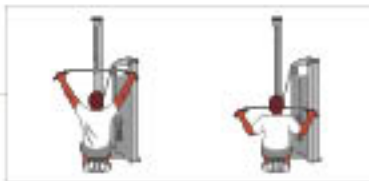
- The optimized dependent, fixed-plane diverging pattern provides a uniquely secure and comfortable feel as it maintains a consistent torque at the joint for highly effective training in all user levels
- Barbell and neutral grips provide multiple grip choices
- The innovative load transfer system creates a direct belt path, minimizing drag and optimizing user's sense of direct connection with the weight
- Adjustable thigh pads accommodate a variety of user heights



15

LAT PULL

- Forward-aligned overhead pulley encourages front pull-down
- Adjustable thigh pads accommodate users of all sizes



ABDOMINAL

- Patent pending pelvic stabilization system with adjustable foot brace allows user to "lock into" the hip pad for optimal pelvic stabilization
- Isolates abdominal muscles and trains a more complete range of correct spinal flexion movement without adjustment
- Hip pad includes a curved lumbar section to promote full range of motion



16

BACK EXTENSION

- Patent pending pelvic stabilization system utilizes adjustable foot brace allowing the user to "lock into" the hip pad causing hip extensor engagement for optimal pelvic stabilization
- Contoured lumbar pad encourages comfortable spinal extension into hyperextension while isolating the spinal erectors from hip extensors
- RLD maintains integrity of force curve while providing adjustment for appropriate starting position. Available in three configurations: Start RLD, Total RLD and non-RLD



TRICEP PRESS

- The forward tilted back pad provides for stability without the use of a seat belt
- "Extra-sized" pressing grips provide improved comfort
- Dual grip positions accommodate user size and movement variety
- Gas spring assisted seat for easy adjustment



TORSO ROTATION

- Fixed upper body maintains a stable head position and is applicable for athletic training in events where the legs are "driving"
- Hip flexed position provides optimal stabilization and spinal alignment
- Foot platforms provide excellent stabilization for all users
- Six starting positions provided every 10° in each direction
- Gas spring assisted seat for easy adjustment



ROW

- Variable resistance assures that resistance provided closely matches the body's capability throughout the range of motion
- The optimized dependent, fixed-plane diverging pattern provides a uniquely secure and comfortable feel as it maintains a consistent torque at the joint for highly effective training in all user levels
- Foot brace promotes torso stabilization consistent with proper torque
- Adjustable chest pad provides additional stability if desired



18

DIP/CHIN ASSIST

- Provides up to 112 lbs. (51 kg) of assistance
- "Extra-sized" dip grips provide improved comfort
- Dual grip positions accommodate user size and movement variety
- Pull-up bar offers both bar and neutral grips for individual preference
- Steps allow easy ingress and egress
- Foot bar easily flips up for unassisted pull-ups and dips



LATERAL RAISE

- Horizontal axis provides optimum alignment with medial deltoid
- Design encourages user to stabilize core during use and allows for targeted positioning
- Angled pads minimize external rotation during movement for better focus on deltoids by limiting external rotation
- Gas spring assisted seat for easy adjustment



FLY/REAR DELT

- Floating inputs adjust for varied arm lengths
- Grips are optimized to provide hand placement variety without the need to adjust the seat
- Linked inputs allow for a single synchronized start position adjustment
- Gas spring assisted seat for easy adjustment



CABLE COLUMN

- 22 adjustable pulley positions for maximum versatility
- Dual handles for added training variety
- 2:1 resistance mode when used with both handles
- 4:1 resistance mode when used with single handle is ideal for high speed training
- 2.5 lb minimum effective resistance when used with single handle
- Maximum effective resistance of 152.5 lbs



MANUFACTURING excellence



CYBEX uses unique state-of-the-art manufacturing and testing methods along with the highest quality raw materials to deliver products that exceed industry standards.

Vertical Integration: CYBEX controls the manufacturing process of our products from raw materials to shipment allowing us greater control over the process. We are a multi-level vertically integrated manufacturer that utilizes the latest manufacturing technologies:

- Laser Cutting
- Pulse Robotic Welding
- CNC Custom Upholstery
- CMM (Coordinate Measurement Machine)
- Mandrel Bending
- Powder Coating
- Tube Laser Technology



Highest Quality Raw Materials: CYBEX purchases steel and raw materials direct from the mills to support our own specifications and chemistry. This encourages the best grade and quality of materials to work with our internal manufacturing processes. The result is the highest levels of quality.

Progressive Build to Order Manufacturing Philosophy: CYBEX's "Lean Manufacturing" techniques allows for the greatest control of quality, inventory and flow. This progressive philosophy gives CYBEX industry leading flexibility and the ability to exceed the quality, customization and lead-time demands of our customers.

Commitment to Quality: As evidence of it's commitment to produce high quality products and to continually improve the customer experience, CYBEX conforms to ISO 9001:2000 standards in it's manufacturing, design and business processes.

*Top: Coordinate Measurement Machine (CMM)
Above: Pulse Robot Welder
Right: Sheet Laser*



VR | 3

SPECIFICATIONS

- 12050 Leg Extension (12051 Start RLD, 12052 Total RLD)
49" (124 cm) L x 41" (104 cm) W x 64" (162 cm) H
Weight Stack Options
245 lb. (111 kg) Standard Stack
305 lb. (138 kg) Heavy Stack
- 12060 Seated Leg Curl (12061 Start RLD, 12062 Total RLD)
56" (142 cm) L x 39" (99 cm) W x 64" (162 cm) H
Weight Stack Options
165 lb. (75 kg) Standard Stack
205 lb. (93 kg) Heavy Stack
- 12040 Leg Press
99" (252 cm) L x 41" (104 cm) W x 78" (198 cm) H
Weight Stack Options
405 lb. (184 kg) Standard Stack
505 lb. (229 kg) Heavy Stack
- 12140 Prone Leg Curl
77" (142 cm) L x 39" (99 cm) W x 64" (162 cm) H
Weight Stack Options
165 lb. (75 kg) Standard Stack
205 lb. (93 kg) Heavy Stack
- 12200 Hip Abduction
56" (143 cm) L x 27" (70 cm) W x 64" (162 cm) H
Weight Stack Options
165 lb. (75 kg) Standard Stack
205 lb. (93 kg) Heavy Stack
- 12210 Hip Adduction
56" (143 cm) L x 27" (70 cm) W x 64" (162 cm) H
Weight Stack Options
165 lb. (75 kg) Standard Stack
205 lb. (93 kg) Heavy Stack
- 12170 Glute
63" (159 cm) L x 42" (105 cm) W x 64" (162 cm) H
Weight Stack Options
245 lb. (111 kg) Standard Stack
305 lb. (138 kg) Heavy Stack
- 12120 Calf Raise
48" (122 cm) L x 37" (94 cm) W x 68" (173 cm) H
Weight Stack Options
305 lbs. (138 kg) Standard Stack
405 lbs. (184 kg) Heavy Stack
- 12080 Arm Extension
49" (125 cm) L x 42" (106 cm) W x 64" (162 cm) H
Weight Stack Options
165 lb. (75 kg) Standard Stack
205 lb. (93 kg) Heavy Stack
- 12070 Arm Curl
58" (147 cm) L x 40" (102 cm) W x 64" (162 cm) H
Weight Stack Options
165 lb. (75 kg) Standard Stack
205 lb. (93 kg) Heavy Stack
- 12000 Chest Press
50" (128 cm) L x 55" (141 cm) W x 75" (191 cm) H
Weight Stack Options
245 lb. (111 kg) Standard Stack
305 lb. (138 kg) Heavy Stack
- 12010 Overhead Press
64" (162 cm) L x 61" (155 cm) W x 64" (162 cm) H
Weight Stack Options
165 lb. (75 kg) Standard Stack
205 lb. (93 kg) Heavy Stack

VR | 3











SPECIFICATIONS

- 12020 Pulldown**
67" (171 cm) L x 49" (124 cm) W x 78" (197 cm) H
Weight Stack Options
245 lb. (111 kg) Standard Stack
305 lb. (138 kg) Heavy Stack
- 12130 Lat Pull**
59" (149 cm) L x 54" (136 cm) W x 90" (230 cm) H
Weight Stack Options
245 lbs. (111 kg) Standard Stack
305 lbs. (138 kg) Heavy Stack
- 12090 Abdominal**
59" (150 cm) L x 40" (102 cm) W x 64" (162 cm) H
Weight Stack Options
245 lb. (111 kg) Standard Stack
305 lb. (138 kg) Heavy Stack
- 12100 Back Extension (12101 Start RLD, 12102 Total RLD)**
47" (119 cm) L x 40" (102 cm) W x 64" (162 cm) H
Weight Stack Options
245 lb. (111 kg) Standard Stack
305 lb. (138 kg) Heavy Stack
- 12180 Tricep Press**
54" (136 cm) L x 49" (125 cm) W x 64" (162 cm) H
Weight Stack Options
245 lbs. (111 kg) Standard Stack
305 lbs. (138 kg) Heavy Stack
- 12190 Torso Rotation**
47" (119 cm) L x 46" (117 cm) W x 64" (162 cm) H
Weight Stack Options
165 lb. (75 kg) Standard Stack
205 lb. (93 kg) Heavy Stack
- 12030 Row**
71" (182 cm) L x 38" (97 cm) W x 64" (162 cm) H
Weight Stack Options
245 lb. (111 kg) Standard Stack
305 lb. (138 kg) Heavy Stack
- 12230 Dip/Chin Assist**
62" (157 cm) L x 55" (139 cm) W x 97" (246 cm) H
Weight Stack Options
305 lbs. (138 kg) Standard Stack
- 12160 Lateral Raise**
50" (127 cm) L x 48" (122 cm) W x 64" (162 cm) H
Weight Stack Options
165 lb. (75 kg) Standard Stack
205 lb. (93 kg) Heavy Stack
- 12110 Fly/Rear Delt**
53" (135 cm) L x 59" (150 cm) W x 74" (188 cm) H
Weight Stack Options
245 lb. (111 kg) Standard Stack
305 lb. (138 kg) Heavy Stack
- 12220 Cable Column**
52" (132 cm) L x 43" (110 cm) W x 92" (233 cm) H
Weight Stack Options
305 lbs. (138 kg) Standard Stack
580 lbs. (263 kg) Heavy Stack

VR | 3

CUSTOMIZATION

Standard Upholstery Colors

	dove grey
	charcoal
	black
	burgundy
	navy
	hunter green
	grotto
	royal blue
	azure
	crocus
	cranberry
	american beauty red
	wheat
	suede

Standard Frame Colors

	black chrome
	platinum sparkle
	metaltone gold
	black texture
	white texture

CYBEX individually manufactures each piece of equipment to order, providing an unmatched range of customization options. This means virtually unlimited frame and upholstery color availability to complement your facility's unique look. Whether you want your club's logo embroidered or applied on a molded decal, CYBEX is ready to combine our superior technology in customization to bring a personal touch into your facility.





A Abdominal **B** Arm Curl **C** Arm Extension **D** Seated Leg Curl **E** Leg Extension **F** Back Extension **G** Hip Adduction

Work with CYBEX to customize a VR3 line that will exceed the expectations of your facility and its members. To locate a representative nearest you visit www.cybexintl.com or call 1.774.324.8000. You choose it. We make it. They love it.

VR | 3



WORLD HEADQUARTERS

10 Trotter Drive + Medway, MA 02053, USA + 1 508.533.4300 + 1 508.533.5500 + www.cybexinternational.com

CYBEX INTERNATIONAL, UK LTD.

Coldree House + Afterstone Road + Measton, Derbyshire, DE12 7EZ, UK + 1 44 845 606 0226 + 1 44 845 606 0227

For additional information about VR3 or any of our equipment lines, or to try any of our products yourself, please call 1.508.533.4300 or 1.774.324.8000 for the representative nearest you. Or visit our website at: www.cybexintl.com